SECTIUNE A–A / SECTION A–A
Sc. 1:100

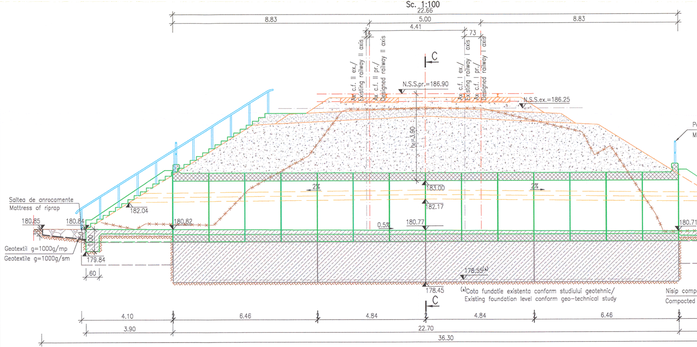

SECTIUNE B–B / SECTION B–B
Sc. 1:100

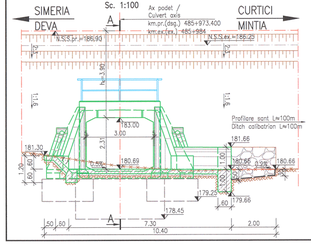

SECTIUNE C–C / SECTION C–C
Sc. 1:100

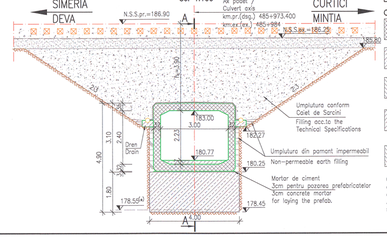

PLANURI DETALII GENERALE / GENERAL DRAWING DETAILS

ACOPERIRE ROSTURI ELEMENTE PREFABRICATE JOINTS COVERING PRECAST ELEMENTS	P	T	0	3	0	2	0	0	P	0	0	1
HIDROIZOLATIE SI SISTEM DE DRENARE PODETE WATERPROOFING AND DRAINAGE SYSTEM CULVERTS	P	T	0	3	0	2	0	0	P	0	0	2
PARAPET METALIC PODETE METALLIC HANDRAIL CULVERTS	P	T	0	3	0	2	0	0	P	0	0	3
PLAN COFRAJ CADRU TIP C3EN_n SHUTTERING PLAN FRAME TYPE C3EN_n	P	T	0	3	0	2	0	0	P	0	1	1
PLAN COFRAJ CADRU TIP C3EN_c SHUTTERING PLAN FRAME TYPE C3EN_c	P	T	0	3	0	2	0	0	P	0	1	2
PLAN COFRAJ ARIPA TIP A3EN SHUTTERING PLAN WING A3EN TYPE	P	T	0	3	0	2	0	0	P	0	1	5
SCARA DE ACCES SI BALUSTRADA METALICA ACCESS STAIRS AND METALLIC BALUSTRADE	P	T	0	3	0	2	0	0	P	0	2	2
FUNDATIE PREFABRICATA PENTRU PODURI PROVIZORII SI DETALII DE REZEMARE PODURI PROVIZORII PREFABRICATED FOUNDATION FOR TEMPORARY BRIDGES AND PROPPING-UP DETAILS FOR TEMPORARY BRIDGES	P	T	0	3	0	2	0	0	P	0	0	3

FISA FORAJ / BOREHOLE
Sc. 1:100

NOTA:
1. Prezentul plan s–a intocmit in baza urmatoarelor date:
– ridicarea topografica;
– studiu hidrologic;
– studiu geotehnic;
– date culese pe teren.
2. Pentru constructia podetului se vor executa urmatoarele lucrari:
– inlocuirea podului existent, in ocelasi amplasament, cu un podet nou tip C3EN;
– Recordarea podetului mu cu terasamentul cu aripi prefabricate tip A3EN in oval si amonte.
– Parapet din teava metalica pe timpane;
– Protectia albiei in zona podetului cu pereu din beton;
– Impermeabilizarea suprafetelor din beton vizibile
3. La executie se vor respecta cu stricitate prevederile din "Codul de practica pentru executarea lucrarilor din beton, beton armat si beton precomprimat" indicativ NE 012–2007, NE 013–2002 din "Instructiunile tehnice privind procedeele de remediere a defectelor pentru elementele de beton si beton armat" indicativ C149–87, din "Normativul pentru verificarea calitatii si receptia lucrarilor de constructii aferente" indicativ CS6–85 si a Caietului de Sarcini.

CONVOI DE CALCUL LM71
CALCULATION CONVOY LM71

LEGENDA BETOANELOR/CONCRETE LEGEND conform NE 012–1:2007/SR EN 206–1

- BETON C25/45 – Clasa de expunere XD4+XF1+XF3, agregate D_{max} 22
  ELEMENTE PREFABRICATE/PREFABRICATED ELEMENTS
- BETON C25/30 – Clasa de expunere XC2+XF1+XA1, agregate D_{max} 22.
  FUNDATII DIRECTE/DIRECT FOUNDATIONS
- BETON C25/30 – Clasa de expunere XD4+XF1+XM1, agregate D_{max} 16.
  SAPA DE PROTECTIE A HIDROIZOLATIEI/
  WATERPROOFING PROTECTION
- BETON C25/30 – Clasa de expunere XD4+XF3+XA1, agregate D_{max} 22.
  PEREU SI SCARI DE ACCES/
  PITCHING, ACCES AND STAIRS
- BETON C16/20 – Clasa de expunere X0+XF3, agregate D_{max} 16.
  DREN, BETON DE PANTA
  DRAINAGE, SLOPE, LEAN CONCRETE

OBSERVATIE: Pe toate suprafetele din beton in contact cu pamantul se vor aplica 2 straturi de emulsie din bitum filerizat.
ATENTIONE: All concrete surfaces in contact with soil will be coated with 2 bituminous layers.

VEDERE PLANA / PLANE VIEW
Sc. 1:100

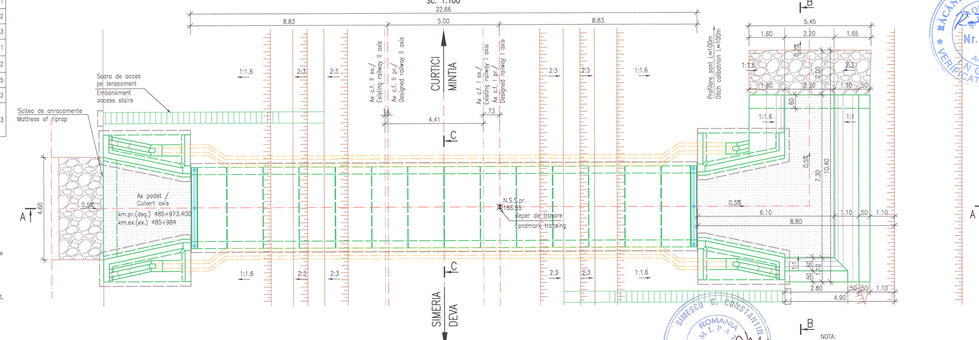

PLAN FUNDATII / FOUNDATION PLAN
Sc. 1:100

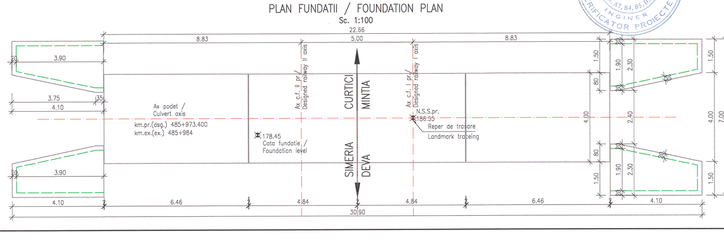

NOTA:
1. Conform H.G. 766/1997 lucrarea se incadreaza in categoria "B" a constructiilor de importanta deosebita.
2. Proiectul va fi verificat de verificatori atestati MLPAT la exigentele A.4., B.2 si D.2.
NOTE:
1. Complying with H.G. 766/1997 this structure belongs to category "B" of importance.
2. The project will be verified at A.4, B.2 and D.2 requirements.

NOTA:
Pentru trasarea lucrarilor se vor folosi ca repere in plan axele liniilor c.f. iar ca repere de nivel cota NSS(Pr.) 186.90m.
NOTE:
For setting out the works, the axes of the railway lines will be utilised as reference marks in plan and the NSS(Dog.)(top of the rail) of 186.90m.

NOTA:
Orice neconcordanta intre elementele oute in vedere la elaborarea proiectului si teren va fi anuntata proiectantului pentru adaptare in situatia existenta.
NOTE:
Any incongruity between the elements considered when preparing the design and the site will be announced to the designer for adaptation to the existent situation.

NOTA:
Elementele prefabricate trebuie sa corespunda cerintelor din SREN 206–1/2002.
NOTE:
The precast elements have to observe the requirements specified in SREN 206–1/2002

RACANEL I. IONUT RADU
ROMANIA
Nr. 07230
VERIFICATOR PROIECTE
A4, B2, D1, D2

CURTA C. ANTON
ROMANIA
Nr. 1565
VERIFICATOR PROIECTE
A4, B2, D1, D2

SIMESCU GH. CONSTANTIN
ROMANIA
Nr. 1103
INGINER
A2, B4, B1, B2
VERIFICATOR PROIECTE

Prezentul plan anuleaza si inlocuieste versiunea anterioara
This plan cancels and replaces previous version

Verificator / Expert Checker / Expert	Cerinta Requirement	Semnatura Signature	Referat / Expertiza Report / Expertise

European Investment Bank

MINISTERUL TRANSPORTURILOR

BENEFICIAR / BENEFICIARY:
CFR
COMPANIA NAȚIONALĂ DE CĂI FERATE "CFR" SA

PROIECTANT / DESIGNER: PÖYRY

			Data Date	Semnatura Signature
Aprobat Approved	Sef de echipa Team leader	C. Teodorescu	01.2013	
Verificat Checked	Expert Cheie Key Expert	R. Tudoraşcu	01.2013	

Subcontractant / Subcontractor: VIOTOP

Aprobat Approved	Adjunct Sef de echipa Deputy Team leader	A.M. Baicu	01.2013	
Proiectat Designed	Inginer Engineer	I. Păunescu	01.2013	

"Reabilitarea liniei c.f. Frontier à - Curtici - Simeria , parte componentă a Coridorului IV Pan - European pentru circula ţia tre nurilor cu viteză maximă de 160 km/h"
Transonut 3: Gurasada - Simeria

"Rehabilitation of the Railway Line Border - Curtici - Simeria , component Part of the IV Pan - European Corridor for the Trains Circulation with maximum speed of 160 km/h"
Section 3: Gurasada - Simeria

Project 9i 35311.1

Faza / Phase: PTH+CS / TD+TS

Denumire desen / Drawing name:
DISPOZITIE GENERALA / GENERAL LAYOUT
PODET / CULVERT KM.PR.(DSG.) 485+973.400 KM.EX. 485+984

Scara / Scale	Revizia / Revision	Cod desen / Drawing Code	Nr / No
1:100	1 / 04.2013	PT.03.02.24.PO.01.03	03